

MERO Access Floor Type 6 Thermo

Innovative solutions from one hand

Development

Consulting

Planning

Manufacturing

Installation

Access floor

Hollow floor

Floor covering and
installation

Services



MERO®  | **TSK**
MERO-TSK International GmbH & Co. KG

Floor systems

Floor heating and cooling

Access floor with temperature control system



MERO floor systems have successfully proved their worth for the installation of service lines for many years. A further access floor feature for the building services engineering is the combination with MERO floor heating/cooling. The MERO floor heating combines the advantages of floor heating / cooling with those of the MERO floor system.

Floor heating/cooling can now even be used e.g. in critical areas of large-scale bank lobbies, foyers or production facilities. The access floor type 6/calcium sulfate is ideal for the transmission or storage of heat and cold.

Due to the homogeneous panel material and the heat insulating unit underneath an even temperature is achieved. The fire-proof panels and pedestals meet fire prevention requirements.


The system allows for variable and quick temperature control.

Advantages of the MERO floor with temperature control system

- huge installation plenum
- very good properties with regard to fire prevention
- perfect temperature control for large-scale halls
- retrofitting possible

Installation of the heating circuits

Variable heating circuit geometry according to location of junction or Tichelmann system possible. The good thermal conductivity of the access floor panel facilitates the rapid transmission of energy between the tube and the surface. Panels with power units are not provided with heating transmission sheets. The connection of the heating circuits as well as the tightness proof is generally carried out by the responsible heating contractor. Special solutions are possible on request.



Temperature control from below – access from above



Floor heating and cooling. Assembly process of the flexible access floor



1. Lifting of panel rows for the installation of the floor heating.



2. Mounting of the carrier profiles for the application of the insulating heating units.



3. Installation of the heating units with heating transmission sheets.



4. Installation of the heating tubes.



5. Ready installed insulating thermal unit.



6. Heating circuit distributor with applied heating tubes.

Easy access to the installation units

- Easy access to the installation units and heating tubes at any time by lifting the panels.
- Problem-free later reconfiguration or modification of the heating system due to removable system units.




1. Panel lifting by means of uni-laterally set lifting device.



2. Unclip the heating tubes and simply remove insulating thermal unit diagonally upward. Electrical cables are now accessible.

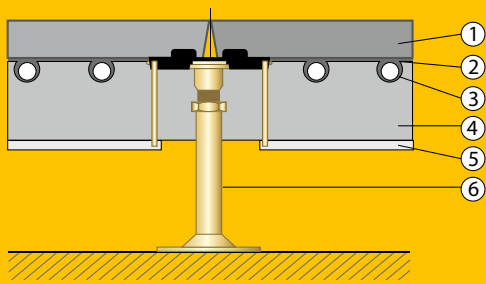


3. The panels with inserted power units can later be relocated. Just remove the thermal unit, cut out the insulation according to the size of the power unit or relocate the thermal unit to the desired position.



4. Re-mount the lifted panels.

Access floor Type 6 Thermo



1. Access floor panel (optional with floor covering, without floor covering; primer if application on site)
2. Heating transmission sheet
3. Heating tube 14 x 2
4. Insulating thermal unit
5. Metal profile for insulating thermal unit
6. Access floor pedestal (construction type according to floor height)

The heating and cooling capacity of the system Type 6 N36 Thermo

Heating

Tube grid 150 mm

Heat flow density q_G acc. to DIN EN 1264-2 (without floor covering, $R=0,00 \text{ m}^2 \text{K/W}$) 91,7 W/m^2

At standard heating agent excess temperature $\Delta\theta_H$ 25,3 K

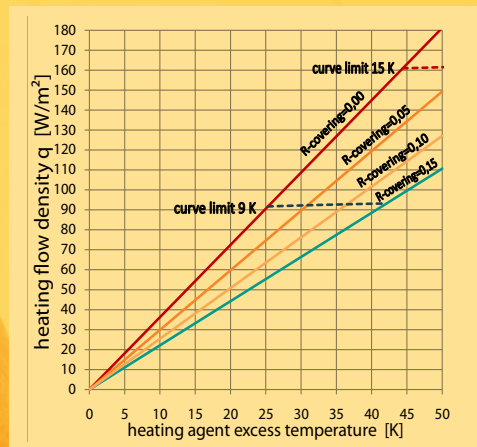
Heat flow density q_G acc. to DIN 1264-2 (with floor covering, $R=0,15 \text{ m}^2 \text{K/W}$) 93,2 W/m^2

At standard heating agent excess temperature $\Delta\theta_H$ 42,1 K

$R_{\lambda,B}$ carpet 0,07 – 0,23 $\text{m}^2 \text{K/W}$

$R_{\lambda,B}$ ceramic tile / stone 0,02 $\text{m}^2 \text{K/W}$

$R_{\lambda,B}$ PVC 0,01 $\text{m}^2 \text{K/W}$

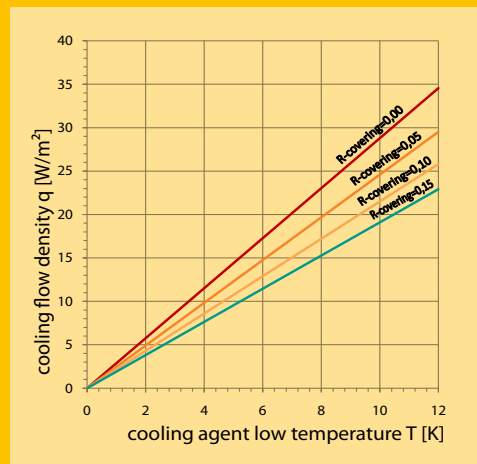


Cooling

Specific cooling capacity Acc. to DIN EN 1264-5 23,0 W/m^2

Cooling agent temperature $\Delta\theta_H$ 8 K

Dew-point free operation



Our cooperation partner:



TÜV certified since 1997



The MERO access floor type 6 is tested acc. to DIN EN 1264-2/3/4 Nr. 7F313-F and certified by independent institutes.

MERO-TSK International GmbH & Co. KG

Access floor division

Lauber Straße 7

D-97357 Pichsenstadt

Tel.: +49 (0) 93 83 203-351

Fax: +49 (0) 93 83 203-629

E-mail: bodensysteme@mero-tsk.de

Internet: www.mero.de

